

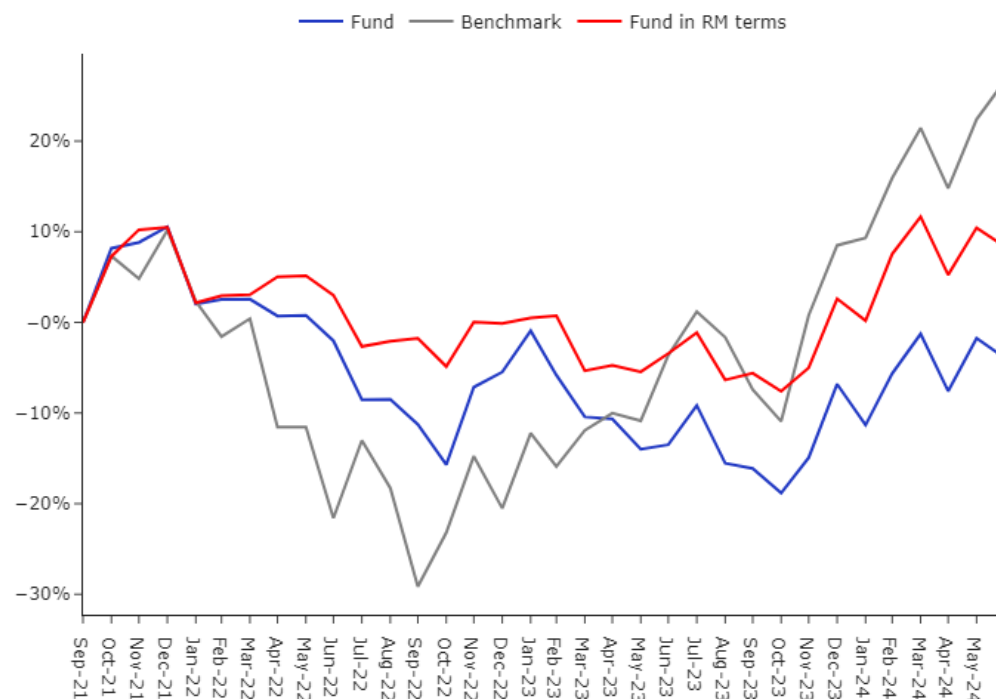
Cross-Asset Strategic Alpha Fund

Monthly NAV % Change

	JAN	FEB	MAR	APR	MAY	JUN	JUL	AUG	SEP	OCT	NOV	DEC	YEAR
2024	-4.85%	6.41%	4.63%	-6.39%	6.31%	-2.14%							3.18%
2023	4.82%	-4.94%	-4.90%	-0.26%	-3.74%	0.59%	5.02%	-7.02%	-0.67%	-3.24%	4.79%	9.55%	-1.41%
2022	-7.73%	0.50%	0.03%	-1.80%	0.07%	-2.78%	-6.62%	0.05%	-3.04%	-5.02%	10.16%	1.80%	-14.50%
2021										8.17%	0.61%	1.59%	10.56%

Monthly NAV per Unit (USD)

	JAN	FEB	MAR	APR	MAY	JUN	JUL	AUG	SEP	OCT	NOV	DEC
2024	0.4434	0.4718	0.4936	0.4621	0.4912	0.4807						
2023	0.4954	0.4709	0.4478	0.4467	0.4300	0.4325	0.4542	0.4223	0.4195	0.4059	0.4253	0.4659
2022	0.5101	0.5126	0.5128	0.5035	0.5039	0.4899	0.4574	0.4576	0.4437	0.4215	0.4643	0.4726
2021									0.5000	0.5409	0.5441	0.5528



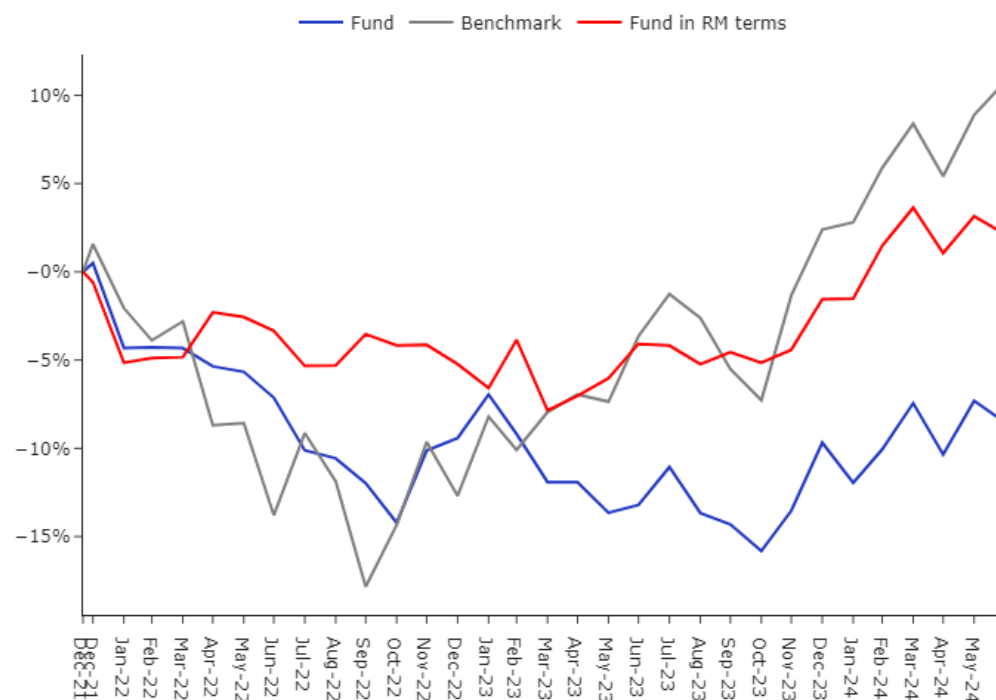
Perma Balanced Cross-Asset Fund

Monthly NAV % Change

	JAN	FEB	MAR	APR	MAY	JUN	JUL	AUG	SEP	OCT	NOV	DEC	YEAR
2024	-2.51%	2.15%	2.90%	-3.15%	3.40%	-1.28%							1.31%
2023	2.72%	-2.40%	-3.00%	-0.01%	-1.96%	0.51%	2.47%	-2.93%	-0.74%	-1.76%	2.72%	4.45%	-0.29%
2022	-4.78%	0.03%	-0.04%	-1.08%	-0.33%	-1.55%	-3.21%	-0.50%	-1.58%	-2.54%	4.78%	0.78%	-9.86%
2021												0.49%	0.49%

Monthly NAV per Unit (USD)

	JAN	FEB	MAR	APR	MAY	JUN	JUL	AUG	SEP	OCT	NOV	DEC
2024	0.4403	0.4497	0.4628	0.4482	0.4635	0.4575						
2023	0.4653	0.4541	0.4405	0.4404	0.4318	0.4340	0.4447	0.4317	0.4285	0.4209	0.4323	0.4516
2022	0.4784	0.4786	0.4784	0.4732	0.4717	0.4644	0.4494	0.4472	0.4401	0.4289	0.4494	0.4529
2021											0.5000	0.5024



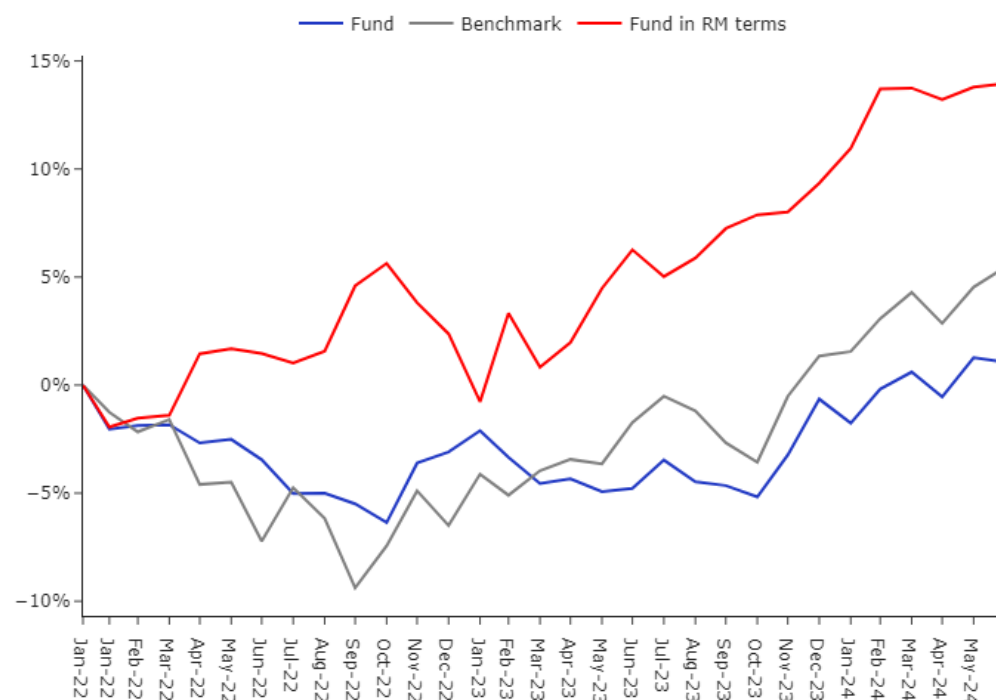
Perma Core Growth and Income Fund

Monthly NAV % Change

	JAN	FEB	MAR	APR	MAY	JUN	JUL	AUG	SEP	OCT	NOV	DEC	YEAR
2024	-1.12%	1.60%	0.80%	-1.15%	1.83%	-0.19%							1.73%
2023	1.01%	-1.26%	-1.25%	0.22%	-0.62%	0.17%	1.37%	-1.04%	-0.18%	-0.55%	2.04%	2.68%	2.52%
2022	-2.03%	0.16%	0.04%	-0.86%	0.17%	-0.97%	-1.62%	0.01%	-0.51%	-0.92%	2.94%	0.54%	-3.09%
2021													-

Monthly NAV per Unit (USD)

	JAN	FEB	MAR	APR	MAY	JUN	JUL	AUG	SEP	OCT	NOV	DEC
2024	0.4912	0.4991	0.5030	0.4973	0.5063	0.5054						
2023	0.4894	0.4833	0.4772	0.4783	0.4753	0.4761	0.4827	0.4776	0.4768	0.4741	0.4838	0.4968
2022	0.4898	0.4906	0.4908	0.4866	0.4875	0.4827	0.4749	0.4750	0.4725	0.4682	0.4820	0.4845
2021												0.5000



Benchmark

The chosen Exchange Traded Funds (ETF) as our benchmark are equally weighted of:

- a. SPDR S&P500 ETF Trust (SPY)
- b. iShares Core Growth Allocation ETF (AOR)
- c. IQ Hedge Multi-Strategy Tracker ETF (QAI)

For a fair comparison, different leverage factors of the benchmark are used for different funds, i.e.:

Fund	Leverage Factor
Cross Asset Strategic Alpha Fund	2x
Performa Balanced Cross-Asset Fund	1x
Performa Core Growth and Income Fund	0.5x

Please note that past performance is not indicative of future performance.