



# Performa Private Debt AUD Income Fund

January 2025

As of 31 January 2025

This document has not been reviewed by Securities Commission Malaysia ("SC"), who takes no responsibility for its contents. The disclosure of our SC licenses herein does not mean the SC endorses or recommends the investment strategy described herein. This document is for sophisticated investors' use only, and must not be distributed to retail investors.

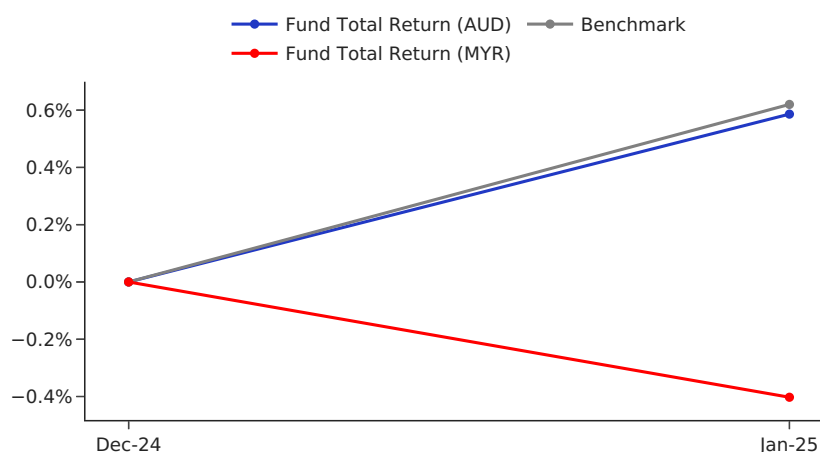
## Fund Objective

The Fund aims to provide monthly income returns by investing in the Target Fund. The Target Fund's objective is to provide monthly income returns from a diversified portfolio of debt securities including asset backed business loans, director guaranteed business loans, and senior loans to non-bank lenders secured against a loan portfolio that provide regular income and capital stability.

The Target Fund will work with marketplace and peer-to-peer lenders who lend to businesses including small and medium enterprises ("SMEs") in Australia.

The Target Fund will look to purchase notes from special purpose vehicles, or units in managed investment schemes that hold the underlying loans originated by the originators. Accordingly, the Target Fund will invest in a pool of eligible assets, primarily focused on debt issued by non-bank lenders and/or other forms of debt including senior debt, asset backed securities, unlisted securities and loans via peer-to-peer lending platforms.

## Fund Performance



\*Source: Cross Light Capital, data as of 31 January 2025.

## Fund Information

Company	Cross Light Capital Sdn. Bhd.
SC License	eCMSL/A0367/2020
Fund Manager	CIO Jason Lee, CFA
SC License	eCMSRL/C0200/2020
Trustee	MTrustee Berhad
Fund Category	Feeder Fund (Private Credit)
Fund Type	Income
Base Currency	AUD
Fund Inception	31 December 2024
Unit NAV AUD Share Class	1.0000
Unit NAV MYR Share Class	0.9908
Benchmark	Reserve Bank of Australia cash rate + 3% p.a.
Distribution Frequency	Monthly (or Reinvest Option)

## Risk and Performance Metrics

	Fund (AUD)	Fund (MYR)	Benchmark
<b>CAGR</b>	7.26%	-4.73%	7.70%
<b>Estimated VaR (95%)</b>	0.59%	0.40%	0.62%
<b>Annualized Volatility</b>	-	-	-
<b>Max Drawdown</b>	0.00%	-0.40%	0.00%
<b>Sharpe Ratio</b>	-	-	-
<b>Sortino Ratio</b>	-	-	-
<b>Correlation to SPY (Monthly)</b>	-	-	-

## Cumulative Performance (%)

	Fund (AUD)	Fund (MYR)	Benchmark
<b>1 Month</b>	0.59	-0.40	0.62
<b>3 Months</b>	N/A	N/A	N/A
<b>6 Months</b>	N/A	N/A	N/A
<b>1 Year</b>	N/A	N/A	N/A
<b>3 Years</b>	N/A	N/A	N/A
<b>Since Fund's Inception</b>	0.59	-0.40	0.62
<b>YTD</b>	0.59	-0.40	0.62

## Monthly Performance (AUD) (%)

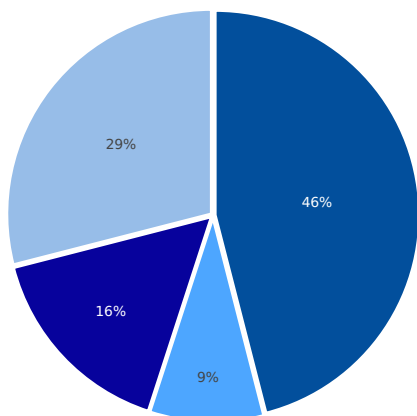
	Jan	Feb	Mar	Apr	May	Jun	Jul	Aug	Sep	Oct	Nov	Dec	YEAR
2025	0.59												0.59

## Monthly Performance (MYR) (%)

	Jan	Feb	Mar	Apr	May	Jun	Jul	Aug	Sep	Oct	Nov	Dec	YEAR
2025	-0.40												-0.40

\*All performance figures are based on the total return, which take into account distributions paid out.

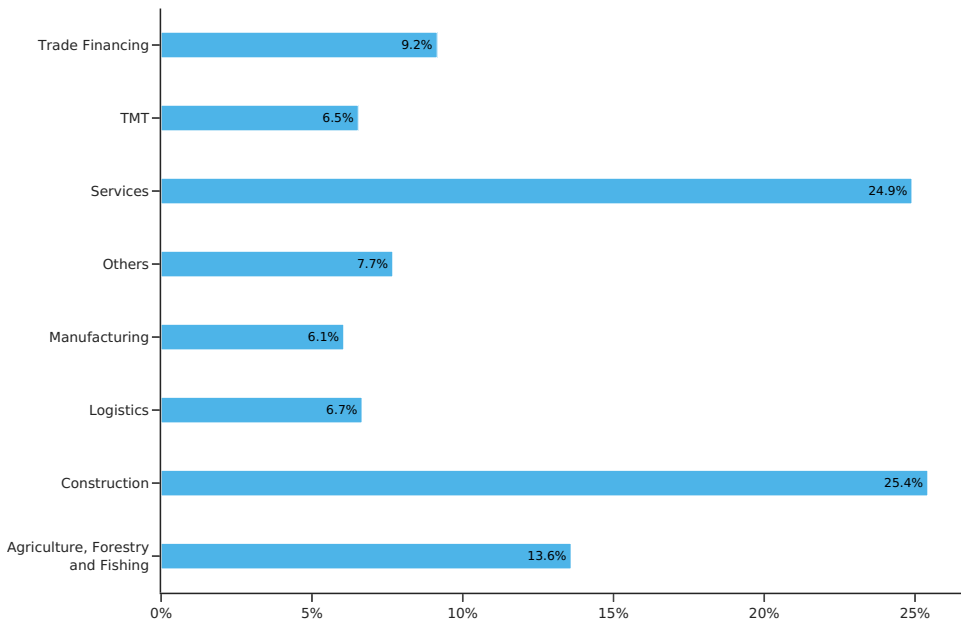
### Target Fund Asset Split



■ Invoice Backed    ■ Property Backed  
 ■ Cash Flow        ■ Asset Backed

\*Source: Cross Light Capital, data as of 31 January 2025.

### Target Fund Industry Split



### Target Fund Loan Portfolio Characteristics

Number of Platforms	8
Number of Loans	13,962
Maturity <12 Months %	87%
Average Loan Size	\$106,043
Average Loan Size %	0.03%
Maximum Loan Size	\$9,810,185
Maximum Loan Size %	2.63%
Arrears over 30 Days %	0.93%
Cash & Cash Equivalents	16.05%
Loan Assets	83.95%

\*Source: Cross Light Capital, data as of 31 January 2025.  
 \*Data presented in Australian Dollars

### Distribution History (AUD) (%)

	Jan	Feb	Mar	Apr	May	Jun	Jul	Aug	Sep	Oct	Nov	Dec	YEAR
2025	0.59												0.59

### Distribution History (MYR) (%)

	Jan	Feb	Mar	Apr	May	Jun	Jul	Aug	Sep	Oct	Nov	Dec	YEAR
2025	0.52												0.52

### Disclaimer

This document is prepared by Cross Light Capital Sdn. Bhd. ("CLC"), Companies Commission Malaysia registration no. 201901034174 (1343504-X). It is not intended to be an offer or invitation to buy or sell any securities. The information contained herein has been obtained from sources believed in good faith to be reliable; however, CLC does not guarantee its accuracy or completeness. Past and back test performance of the fund is not indicative of its future performance. NAV and performance figures shown are based on the lead series launched in December 2024. The Fund is Australian Dollar denominated with related foreign exchange risk exposures. The Fund in Ringgit Malaysia terms are reported using Bank Negara Malaysia exchange rate. Prices and distribution payable, if any, can go down as well as up. Investors are advised to read and understand the information provided carefully. The fund may not be suitable for all investors and if in doubt, investors should seek independent advice. The Product Highlights Sheet ("PHS") for the fund is available and investors have the right to request a copy. Investors are advised to read and understand the contents of the PHS, the offering documents including the Information Memorandum ("IM") and Trust Deed, including any supplementary material, as the case may be. To obtain copies, please contact CLC. Investing in the fund will incur fees and charges. Please consider the fees and charges involved before investing. Specific risks of the fund include liquidity risk, currency risk, concentration risk, target fund management risk, redemption risk, investment risk, distribution out of capital risk and unlisted securities risk, illiquidity and valuation risk as disclosed in the PHS. Although attempts have been made to disclose all possible risks involved, the fund may still be subject to any inherent risk that may arise beyond our reasonable contemplation. The fund may be wholly unsuited for you if you are averse to the risk arising out of and/or in connection with the fund. You should seek your own financial advice from an appropriately licensed and qualified adviser before investing.